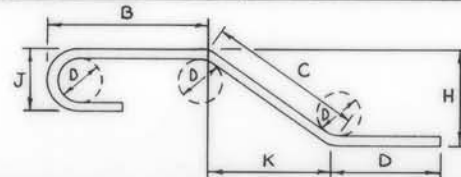
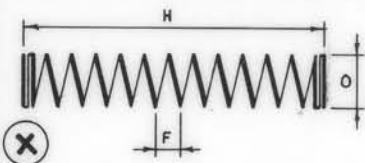
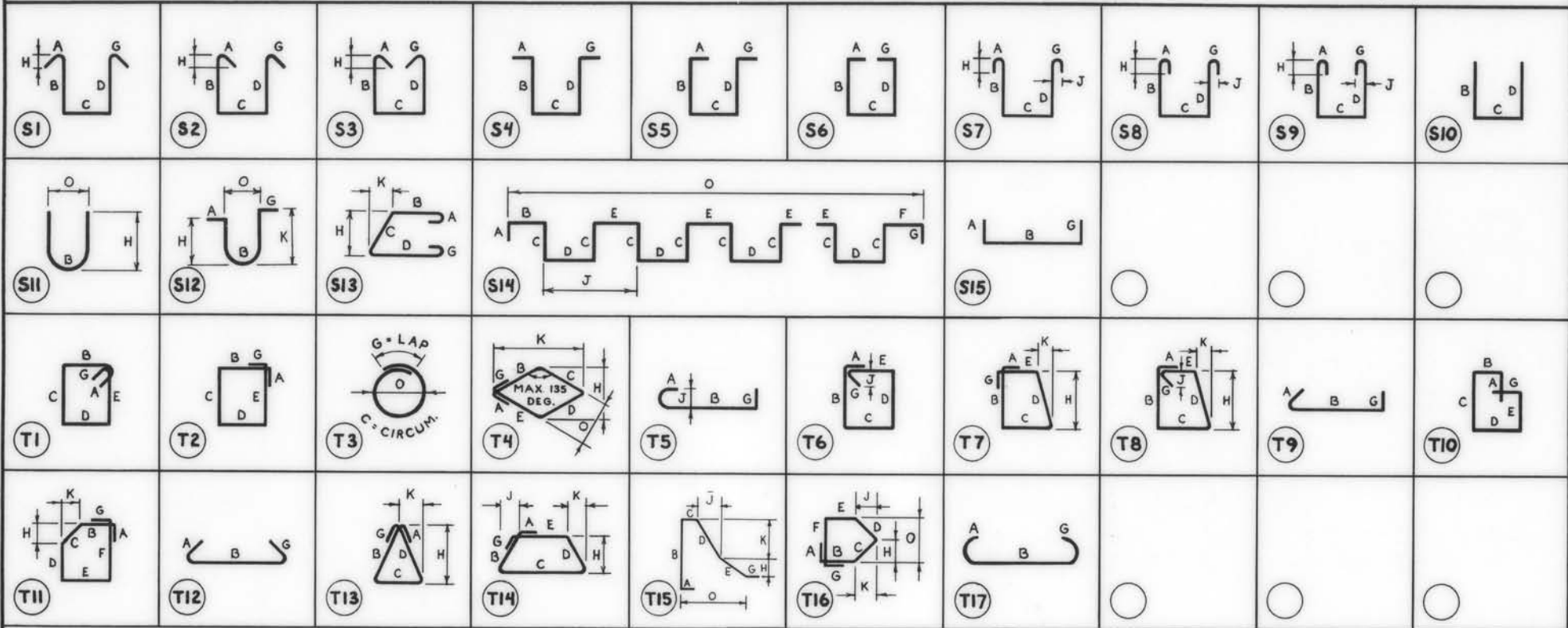


NOTES:

1. aSa Standard Bar Bends include only Types 1-32, T1-T16, and S1-S15.
2. All dimensions are out-to-out of bar except "A" and "G" on standard 180° and 135° hooks.
3. "J" dimension on 180° hooks to be shown only where necessary to restrict hook size, otherwise standard hooks are to be used.
4. Where "J" is not shown, "J" will be kept equal to or less than "H" on truss bars. Where "J" can exceed "H", it should be shown.
5. "H" dimension stirrups to be shown where necessary to fit within concrete.



6. Unless otherwise noted, DIAMETER "D" is the same for all bends and hooks on a bar.
7. Where slope differs from 45° dimensions, "H" and "K" must be shown.
8. Where bars are to be bent more accurately than standard bending tolerances, bending dimensions which require closer fabrication should have limits indicated.
9. Figures in circles show types.
10. For recommended diameter "D", of bends, hooks, etc., see CRSI or ACI tables.
11. Type S1-S15, T1-T16 apply to bar sizes #3 through #8.
12. "J" dimension on type T14, T16 is assumed to be equal to "K" if not specified.

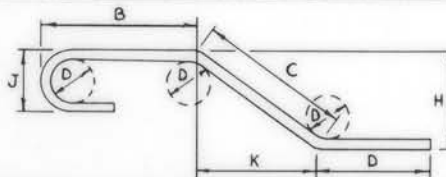


SPIRAL NOTES:

- J = TURNS AT 'F' SPACING.
- K = EXTRA TURNS (HALF T. & B).
- (XL)** PLAIN SPIRAL WITH SPACERS LOOSE.
- (XM)** PLAIN SPIRAL WITH SPACERS MOUNTED.

NOTES:

1. aSa Standard Bar Bends include only Types 1-32, T1-T16, and S1-S15.
2. All dimensions are out-to-out of bar except "A" and "G" on standard 180° and 135° hooks.
3. "J" dimension on 180° hooks to be shown only where necessary to restrict hook size, otherwise standard hooks are to be used.
4. Where "J" is not shown, "J" will be kept equal to or less than "H" on truss bars. Where "J" can exceed "H", it should be shown.
5. "H" dimension stirrups to be shown where necessary to fit within concrete.



6. Unless otherwise noted, DIAMETER "D" is the same for all bends and hooks on a bar.
7. Where slope differs from 45° dimensions, "H" and "K" must be shown.
8. Where bars are to be bent more accurately than standard bending tolerances, bending dimensions which require closer fabrication should have limits indicated.
9. Figures in circles show types.
10. For recommended diameter "D", of bends, hooks, etc., see CRSI or ACI tables.
11. Type S1-S15, T1-T16 apply to bar sizes #3 through #8.
12. "J" dimension on type T14, T16 is assumed to be equal to "K" if not specified.